

**Eastern University, Sri Lanka**  
**Diploma in Information and Communication Technology**  
**Centre for Information and Communication Technology (CICT)**  
**Faculty of Science**

**Guidelines for Online Application**

**Centre for External Degrees and Extension Courses (CEDEC)**

1. Visit <http://www.cedec.esn.ac.lk/dict>

**Diploma In Information and Communication Technology**

Centre for External Degrees and Extension Courses (CEDEC), Eastern University, Sri Lanka is calling for applications for the Diploma in Information and Communication Technology for both government and private sectors seeking to enhance their ICT knowledge and skills.

**Admission Criteria**

- A minimum of three (03) passes from the G.C.E. (A/L) Examination in any stream
- OR
- Any other equivalent qualification acceptable to the Senate upon the recommendation of the Board of Studies
- OR
- A pass grade in the prescribed selection test when applicable.

**Course Duration**  
1 Year (Weekends)

**Application Fee**  
Rs. 1000.00

**Course Delivery**  
Hybrid (Both physical and virtual sessions)

**Course Fee**  
Rs. 60,000.00  
(Could be paid in two installments:  
1<sup>st</sup> Installment – Rs. 60,000.00 &  
2<sup>nd</sup> Installment – Rs. 20,000.00)

**Medium of instruction**  
English – Tamil

**Course Content**

Course Code	Semester 1			Semester 2		
	Course Title	No. of Credits	Priority	Course Code	Course Title	No. of Credits
ICT 101	Introduction to ICT	1	1	ICT 201	Computer Management Systems	1
ICT 102	Introduction to Data Application	1	1	ICT 202	Application of IT	1
ICT 103	Programming	1	2	ICT 203	System's Maintenance & Configuration	1
ICT 104	Database Management Systems	1	1	ICT 204	Networks & Network Management	1
ICT 105	Information Security & Risk	1	2	ICT 205	Mobile Applications Development	1
ICT 106	Introduction to Embedded Systems	1	1	ICT 206	Cloud Computing	1
ICT 107	Introduction to Robotics	1	1	ICT 207	Web	1
ICT 108	Introduction to Artificial Intelligence	1	1			
ICT 109	Software Engineering	1	1			

**Application Procedure**

A candidate should apply online [here](#) along with the scanned copies of relevant documents and University Copy of Paying-in-Voucher, amount of Rs.1000.00 payable to Bursar, EUSL, Account No. 227-1-001-9-0000-390 in People's Bank, Chenkalady.

[Guide](#)   [Paying-in-Voucher](#)   [Advertisement](#)

**Closing Date**  
18<sup>th</sup> July 2023

[APPLY ONLINE](#)

**For further information**  
 Assistant Registrar, CEDEC  
 TP : 0652227025  
 Email : [cedecinfo@esn.ac.lk](mailto:cedecinfo@esn.ac.lk)  
 Web : [www.cedec.esn.ac.lk](http://www.cedec.esn.ac.lk)

2. Read the guide and advertisement attached in website.

3. Download and print Paying-in-Voucher (PIV) form. and pay to. Bursar/EUSL, 227-1-001-9-0000-390 / People's Bank, Chenkalady.

**Application Procedure**

A candidate should apply online [here](#) along with the scanned copies of relevant documents and University Copy of Paying-in-Voucher, amount of Rs.1000.00 payable to Bursar, EUSL, Account No. 227-1-001-9-0000-390 in People's Bank, Chenkalady.

[Guide](#)   [Paying-in-Voucher](#)   [Advertisement](#)

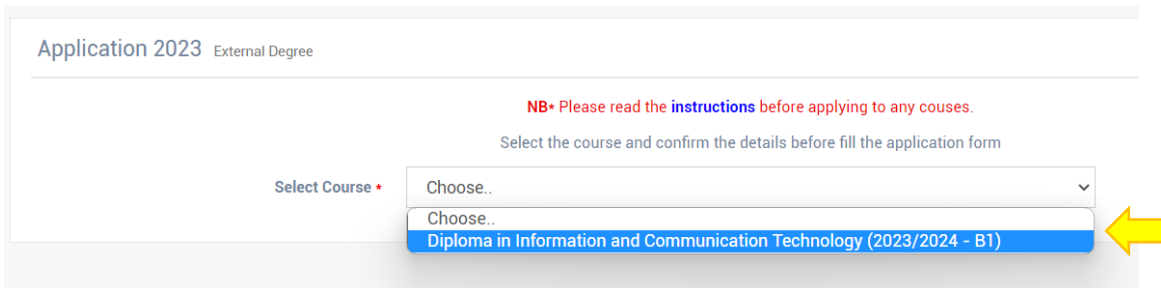
4. The following documents (Scanned copies) should be submitted along with the Online Application Form.

- a. Educational qualifications (O/L, A/L)
- b. Any other relevant qualifications.
- c. University copy of Paying-in-Voucher (PIV).

5. Click **Apply** button to fill the online application form.





6. Online Application Form – Select your course first



7. Fill the form with relevant information with a **valid email address** and attach scanned documents.

The screenshot shows a web form for course selection. At the top, there is a dropdown menu for 'Select Course' with 'Bachelor of Business Management - Degree' selected. Below this is a 'Details' section with 'Intake : 1', 'Type : Degree', 'Medium : Tamil', 'Application Open : 2018-01-17', and 'Closing Date : 2018-02-17'. The 'Personal Information' section includes a 'Title' dropdown (set to 'Choose..'), 'Full Name', 'Name With Initials', 'Gender' (with radio buttons for 'Male' and 'Female'), and 'Date Of Birth' (with a 'dd-----yyyy' format).

This screenshot shows a specific field for uploading a 'GCE (O/L) Result Sheet Attachment'. It includes a note: 'NB\* Upload a scanned copy of the original GCE (O/L) Examination university admission in a image format (JPEG/PNG/GIF)'. Below the note is a 'Choose File' button and the text 'No file chosen'. A yellow arrow points to the 'Choose File' button.

8. To add O/L and A/L result use  button to add more fields. To remove any additional fields, use  button.

9. Before click submit button, please read and tick Declaration.

**Declaration by the applicant**

- 1. I certify that the above information furnished by me are true ar
- 2. I am aware that in the event of the any information being four

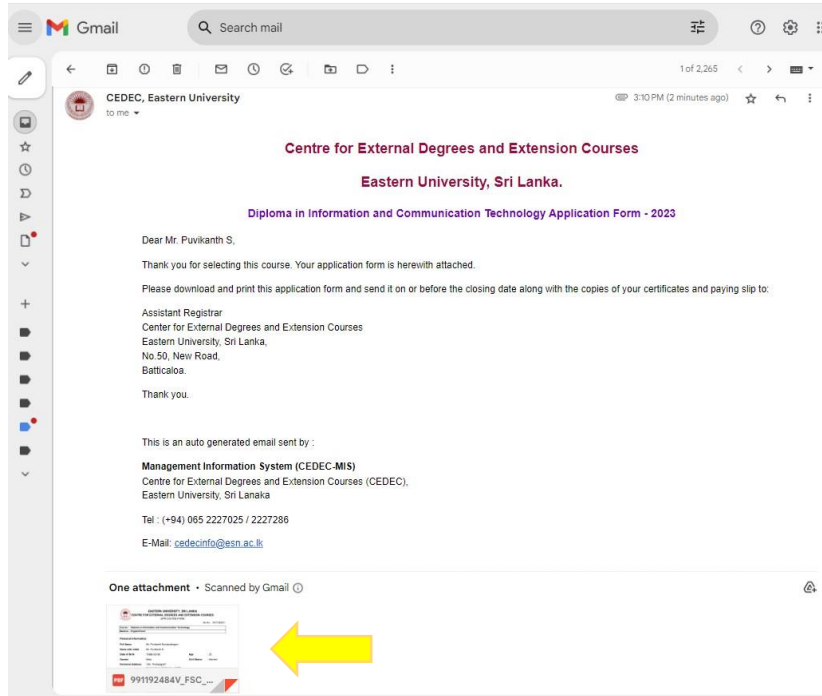
I hereby agree to abide by all rules and regulations appli  
that in the event of violations of any regulation on my pai

10. Finally recheck all the details you filled and click **Submit** button and wait few seconds until get notification.

11. You will get success notification and your completed application will be sent to your e-mail. If you get failure notification try again or contact us.

The screenshot shows the 'Application 2023 External Degree' page. It features a red warning message: 'NB\* Please read the instructions before applying to any courses.' Below this is a dropdown menu for 'Select Course' with 'Choose..' selected. A large green success message box is displayed, stating: 'Success : Your application successfully added. Email notification sent to your email (If not in inbox then check spam folder of your email). Download your application here.' with a blue 'Download' button.

12. Open your e-mail and download the attachment of your completed application from the inbox.



13. The candidate should also send printed application (Hard copy) that you downloaded (*from your email*) along with the copies of relevant documents and University copy of PIV, to the following address,

Assistant Registrar,  
Centre for External Degrees and Extension Courses,  
No.50, New Road,  
Batticaloa.

\* Please mention as **“Diploma in Information Communication Technology”** on the upper left corner of the envelope.

**Closing Date: On or before 18<sup>th</sup> July 2023**