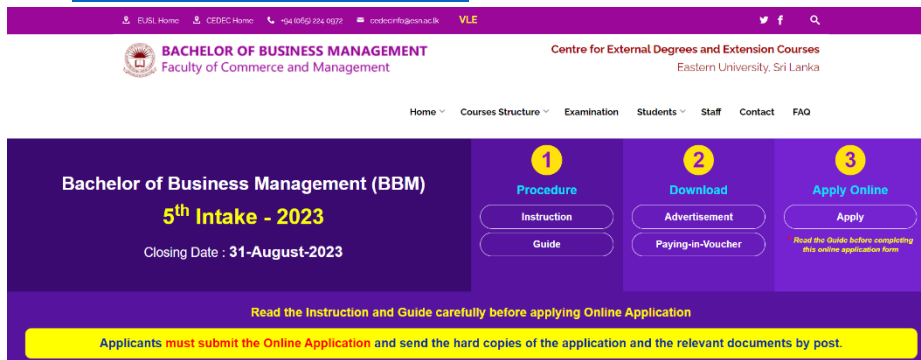


**Eastern University, Sri Lanka**  
**Bachelor of Business Management (BBM) – External Degree**  
**Faculty of Commerce and Management**

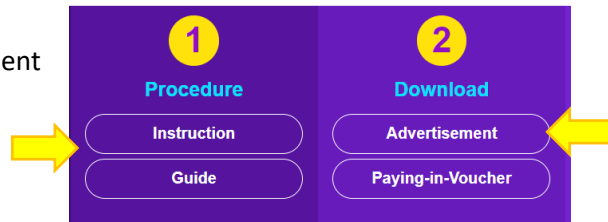
**Guidelines for Online Application**

**Centre for External Degrees and Extension Courses**

1. Visit <http://www.cedec.esn.ac.lk/bbm>

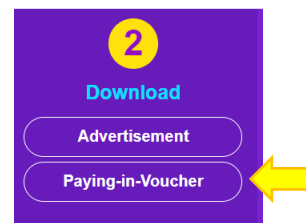


2. Read the instruction, guide and advertisement attached in website.



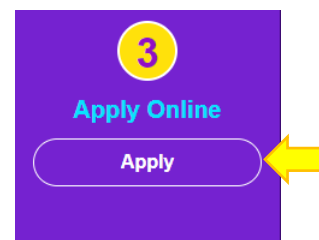
3. Download and print Paying-in-Voucher (PIV) form.  
Pay Rs. 1,000.00 to the following account.

Bursar/EUSL,  
**227-1-001-9-0000-390** /People's Bank, Chenkalady.

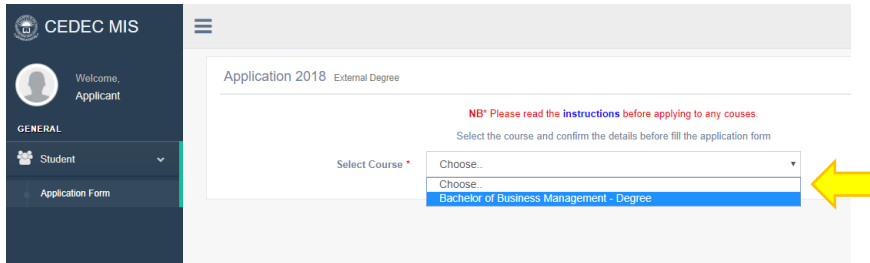


4. The following documents (Scanned copies) should be submitted along with the Online Application Form. (*Scanned file size must be less than 2MB and image format and image should clear*)
- Educational qualifications (O/L, A/L) – Front pages
  - Any other relevant qualifications.
  - University copy of Paying-in-Voucher (PIV).

5. Click **Apply** button to fill the online application form.



6. Online Application Form – Select your course first



CEDEC MIS

Welcome, Applicant

GENERAL

Student

Application Form

Application 2018 External Degree

**NB\* Please read the instructions before applying to any courses.**

Select the course and confirm the details before fill the application form

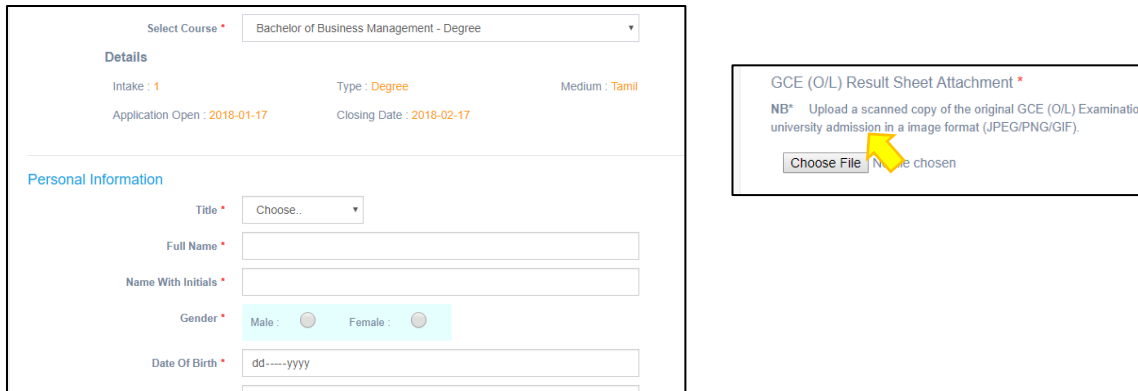
Select Course \*

Choose..

Choose..

Bachelor of Business Management - Degree

7. Fill the form with relevant information with a **valid email address** (use your personal email only, do not use others or shop) and attach scanned documents.



Select Course \* Bachelor of Business Management - Degree

**Details**

Intake : 1 Type : Degree Medium : Tamil

Application Open : 2018-01-17 Closing Date : 2018-02-17

**Personal Information**

Title \* Choose..

Full Name \*

Name With Initials \*

Gender \* Male : Female :

Date Of Birth \* dd-----yyyy

**GCE (O/L) Result Sheet Attachment \***

**NB\*** Upload a scanned copy of the original GCE (O/L) Examination university admission in a image format (JPEG/PNG/GIF).

Choose File No file chosen

8. To add O/L and A/L result use **+** button to add more fields. To remove any additional fields, use **-** button.

9. Before click submit button, please read and tick Declaration.

**Declaration by the applicant**

1. I certify that the above information furnished by me are true ar
2. I am aware that in the event of the any information being foun

☐

I hereby agree to abide by all rules and regulations appli  
that in the event of violations of any regulation on my pai

10. Finally recheck all the details you filled and click **Submit** button and wait few seconds until you get notification.

11. You will get success notification and your completed application will be sent to your e-mail. If you get failure notification try again or contact us.

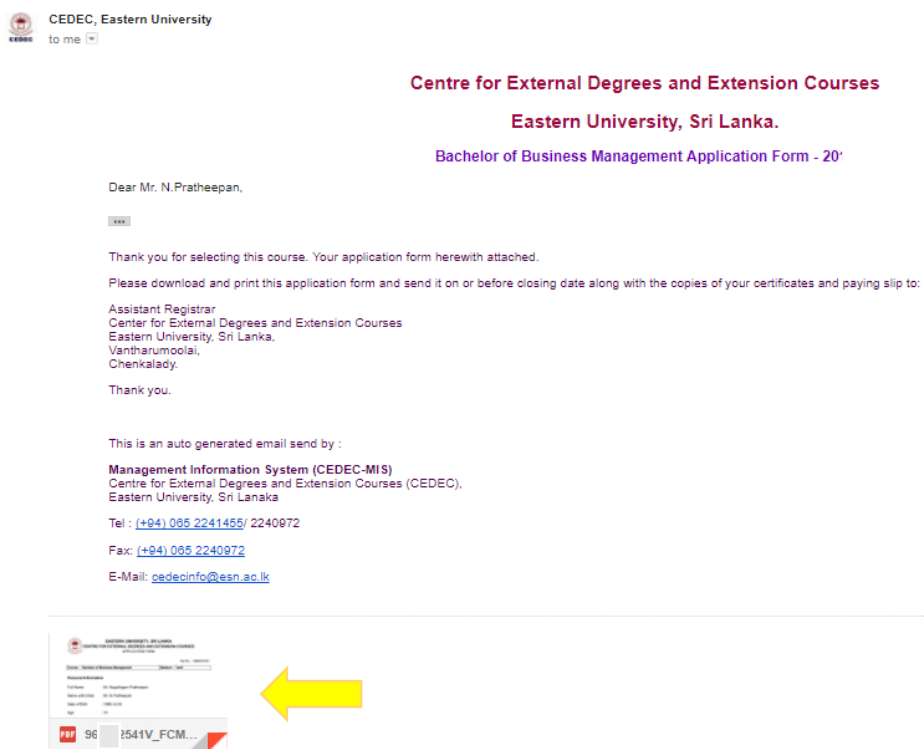
**NB\*** Please read the **instructions** before applying to any courses.

Select the course and confirm the details before fill the application form

Select Course \*

**Success : Your application successfully added. Email notification sent to your email.**

12. Open your e-mail and download the attachment of your completed application from the inbox.



13. The candidate should send the printed application (Hard copy) that you download (or *from your email*) along with the copies of relevant documents and University copy of PIV, to the following address,

Senior Assistant Registrar,  
Centre for External Degrees and Extension Courses,  
Eastern University, Sri Lanka,  
No. 50, New Road,  
Batticaloa.

On or before closing date.

\* Please mention as “**Bachelor of Business Management (BBM)** ” on the upper left corner of the envelope.

*\*If you get any trouble while applying online, feel free to contact us via email to [cedecinfo@esn.ac.lk](mailto:cedecinfo@esn.ac.lk)*